



Rostrevor Kindergarten

NEWSLETTER Term 1 Week 7

Term One Dates 18th—22nd March

Harmony Week
20th March

Police Band Yellow group

21st March

Pupil free day

29th March

Easter Friday

1st April

Easter Monday

12th April

Last Day Term 1

Term 2 Dates

29th April

Term 2 starts

6th June

Pupil Free day

11th June

Police band Blue group

Reminders:

Please name ALL your **child's possessions.**

If your child is showing signs of illness or feeling unwell they must stay at home

The Kindy still needs to report Covid 19 cases to the Education Department, so please notify staff if your child tests positive and keep them home from Kindy until they are better.

Have you enrolled your child at School yet? If you are intending to send your child to Stradbroke School please contact them on 83375349

This is the third newsletter for the year. It is hard to believe it is the end of week 7! We have had a busy few weeks. The dramatic play in the cubby has centred around a "vet clinic" because children showed interest in caring for the toy animals. We have had a visit from "Steve" the bearded dragon. Steve was a huge hit with the children. We had lots of interesting



discussions about what Steve eats, and the children did observational drawings which are in their folders about what they noticed about Steve. The children were sad to see Steve go and waved him off at the gate when he had to go back to the Nature Education Centre.

We have also been observing the lifecycle of the monarch butterfly. These were donated to Kindy by Lucy's family. We have been observing closely to watch the changes and children have done observational drawings, butterfly paintings and they are making butterflies using food dye and paper towels. We have had the visit from "Bugs and Slugs" where the children got the opportunity to have a close up look at all different types of bugs, beetles, stick insects and even a tarantula and red back spider. When we have animals visit we always do a risk assessment as a staff team and with the children.

Harmony Week 2024 is next week from Monday 18th March until Friday 22nd of March. Harmony Day is a time to celebrate Australian multiculturalism, and the successful integration of migrants into our community. It is about inclusiveness, respect and belonging for all Australians, regardless of cultural or linguistic




Let's come together to celebrate our cultural diversity.

background, united by a set of core Australian values.

Next week are inviting all children to wear a touch of orange.

Traditionally, orange signifies social communication and meaningful conversations. It also relates to the freedom of ideas and encouragement of mutual respect.

Handa's surprise story will be on our story table for the next 2 weeks and the children can re-enact the story in the large group. The story links to the discussions we are having about families and harmony week. It is important for children to develop an understanding of the importance of friendship, caring, sharing, fairness, love and equality and building positive relationships.



Early Years: Ages 3–5

Keeping Safe: Child Protection Curriculum (KS:CPC)

The KS:CPC teaches children and young people to recognise abuse, tell a trusted adult, understand what is appropriate and inappropriate touching and ways of keeping themselves safe.

For Ages 3–5, the following topics are covered:

The right to be safe	Relationships	Recognising and reporting abuse	Protective strategies
Feelings Being safe Warning signs	Rights and responsibilities Identity and relationships Trust and networks	Privacy and the body Recognising abuse Secrets	Strategies for keeping safe

More information can be found on the KS:CPC website: http://kscpc.2.vu/DE_ParentsCarers.

We have also been learning about keeping our bodies safe at Kindergarten. In the large group and throughout the day we discuss children having “safe hands and feet”. We also talk about using words that don't “crinkle peoples’ hearts”. We follow the child protection curriculum with a different focus each term.

You can help your child by:

- ❖ actively listening and talking together
- ❖ encouraging respectful relationships
- ❖ monitoring safe online use
- ❖ supporting them to practise problem solving strategies
- ❖ monitoring changes in behaviour
- ❖ reinforcing that it is OK to say ‘no’
- ❖ supporting and monitoring their trusted networks
- ❖ encouraging them to tell a trusted person if something happens or if they feel unsafe
- ❖ reinforcing persistence and to keep telling until someone listens, takes action and they are safe
- ❖ being informed about the KS:CPC.



Governing Council

Thank you to the parents and staff who have nominated to be part of the Kindergarten Governing Council this year. The Governing Council comprises of parent representatives elected for a term of 1 year. We are pleased to announce the parent representatives elected at the 2024 AGM: Lucy Monteiro (*Kobe's Mum*) (Chairperson), Bianca Di Brino (*Paolo's Mum*) (Secretary), Ashley Crawford, Rashi Viz, Jess Fitzgerald and Sarah Trigg are general members.

It would be great if there are more families who are interested to come along to meetings. It is a great opportunity to meet other families, find out what is happening at Kindy. The teachers give a comprehensive curriculum report.

Meetings are held twice a term on a Wednesday at 5.30pm. The next meeting is Wednesday 3rd of April at 5.30 pm.

Bugs and slugs



Kris and James came to kindy. They showed us their bugs and slugs. We learnt about Vertebrates, which are animals that have spines and bones and Invertebrates which don't have bones or spines. All animals are living things because they breathe, they grow and they change. We played a game moving our bodies a certain way and guessing what bug and slug we could be by, wriggling, fluttering, creeping, jumping, scurrying and wobbling. Chris talked about the features of bugs and slugs and we sorted them into categories describing their unique features. James displayed the bugs and slugs so we could move around at our own pace using magnifying glasses to observe and interact with the animals. We were allowed to pick up the bugs and slugs that had a green sign, we had to slow down and use one finger to touch the bugs and slugs that had an orange sign and the bugs and slugs that had the red sign we had to



Spiders are

Arachnids

- 8 legs
- Spins webs
- 8 eyes



Beetles are

insects

- 6 legs
- Wings to fly
- 2 eyes



Centipedes are

myriapods

- Lots of legs
- Segment-ed long body



Scorpion are arachnids

- 8 legs
- Tail and stinger



Some of the Bugs and slugs we observed...



Desert Scorpion




Golden Orb Weaver Egg Sac



Giant Burrowing Cockroach



Emperor Gum Moth



Queensland Whistling Tarantula

There are more bugs we looked at on the learning story in your child's Kindy folder.....

EYLF OUTCOMES

- 1 Children have a strong sense of identity.
- 2 Children are connected with and contribute to their world.
- 3 Children have a strong sense of wellbeing.
- 4 Children are confident and involved learners.

DISPOSITIONS CHILDREN SHOWED

Confidence, interest, curiosity, motivation, involvement, concentration, attention, respect, excitement, persistence, taking risks, interaction, sharing, joining in, trusting, independence,






Butterfly Life Cycle

Term 1 week 5, Educator Rachel


How lucky were we to watch our caterpillars turn into butterflies. They started out as eggs on the Milkweed plant, caterpillars hatched, then they changed into a chrysalis and after about a week out came

BEAUTIFUL BUTTERFLIES.



The female butterfly lays her eggs under the leaves where they are safe and hidden from view. The Monarch Butterfly

Monarch caterpillars have stripes on them to warn animals that they are poisonous to eat. The poison comes from the Milkweed plant it eats. .



It uses silk to attach itself to the plant to become a chrysalis. The Pupa is green or grey, it camouflages with the plant so it can be hard to see. The pupa is tough on the outside so it protects the caterpillar that is on the inside changing into a butterfly.

After a few weeks the pupa becomes darker and you can see the orange wings of the butterfly inside. The pupa splits open and the butterfly crawls out and sits on the empty casing until it pumps enough blood into its wings to stretch them out and it is



EYLF OUTCOME

LO2 CHILDREN ARE CONNECTED WITH AND CONTRIBUTE TO THEIR WORLD.

2.4 Children become socially responsible and show



How Many People Live in Your House?

We have been talking about our families and learning about how families come in different shapes and sizes. Even though all families look different, all families are made of love. We have also been reading books that explore this idea.

The children have enjoyed talking about their families and sharing what they like to do with their parents, siblings, grandparents and extended family members.

These discussions have highlighted the diversity of families, encouraging respect for the variety of forms families can take.

The children created pop-stick houses and drew their family inside. This provided a visual representation of how all families look different.



Connections to Curriculum

Early Years Learning Framework:

Outcome 1: Children have a strong sense of identity... when they share aspects of their world with others. Children are exploring their own identities, fostering their sense of belonging, and understanding the significance of their roles within their families.

Outcome 2: Children are connected with and contribute to their world

Exploring the diversity of families, cultures, heritage and backgrounds helps children understand the diversity of their world, developing respect and inclusivity. Even though we are all different, we all belong.

Keeping Safe: Child Protection Curriculum: Focus Area 2,

2024 Excursion Levy

The \$80 Excursion Levy is added on to the fees in your child's first term. Below is a breakdown of what your levy will cover for this year. Other excursions may arise throughout the year but we are planning to try and stay within the \$80 costing of the levy.

Term One	Term Two	Term Three	Term Four
\$10 Greenhill Living Garden Program	\$10 Greenhill Living Garden Program	\$10 Greenhill Living Garden Program	\$10 Greenhill Living Garden Program
\$10 Bugs and Slugs Incursion	Police Band Blue Group (Free)	\$10.00 Indigenous Culture (artefact talk)	RAA Street Safety Visit (Free)
Police Band Yellow Group (Free)	\$10.00 Marty McBubble	\$10.00 Indigenous Culture (dreaming story at Kindy)	
		KESAB Recycling Program (Free)	

REMINDERS

Pupil Free day—Thursday 21st of March. Staff will be onsite for training but the Kindy is closed for children.

Wear Orange for Harmony week 18th—24th March

Please when you pack your child's lunch can you put their fruit separately in their bag so they can access it independently at fruit time. The morning snack we encourage fruit and vegetables only please in line with our healthy eating policy. Can you also please make sure you include an icepack in your child's lunch box if they have food that can be affected by hot weather like yoghurt, cheese, cold meats etc.

Please remember not to pack nuts for your child as we have children who attend with severe allergies who can have a potential anaphylaxis reaction.

We kindly ask the families not to use the carpark outside of Kindy to drop off and pick up your child. It creates a safety issue for children who are using the footpath to walk to Kindy and Stradbroke school. If you have the circumstance where you require a disabled car park, please speak to staff so we can accommodate your needs.

Emergency Evacuation—Next week (weather permitting) we are planning on doing our Emergency Evacuation to Stradbroke school. We really need families to return the permission forms which were sent home at the start of the term so we can meet our National Quality Standards requirements of having an evacuation practice every 3 months.

Parent reading survey—Our **Preschool Quality Improvement Goal** is focused on Literacy. We do bookmaking with the children and are interested in families routines at home for reading books with their children. We would really appreciate families filling out the reading survey using the QR code on poster on the Kindy door. We collect the data with other sites in our partnership.