

2023 annual report to the Community

Rostrevor Kindergarten



Rostrevor Kindergarten number: 4650

Partnership: Morialta

Preschool director:

Tina Wise

Signature

Date of endorsement:

24/02/2024



Context Statement

Rostrevor Kindergarten is a full-time Department of Education and Children's Development Kindergarten located within the Morialta partnership. The Kindergarten is located in a quiet residential street, close to Stradbroke Primary School. The service is also within walking distance of local parks and creeks and Morialta Falls Conservation Park. The Kindergarten outdoor environment's native flora encourages visits by native birds and animals such as Koalas.

The families attending live predominantly in the Rostrevor area with a few children attending from the surrounding suburbs.

The Kindergarten operates four full days with children attending 2 full days, in either the Monday/Tuesday "yellow group" or the Wednesday/Thursday "blue" group. This enables children to access their kindergarten entitlement of 15 hours per week. The staff team comprises of a Director, two Teachers, an Early Childhood worker, a Bilingual Support educator a Support Worker for children with special rights. The Children, Families, Staff, Community and surrounding environment are an integral part of the curriculum that is guided by the Early Years Learning Framework.

Our Sustainability Inquiry focus was on the river and creek environments, particularly focussing on the platypus ecosystem. We introduced "Ginting" the Elephant as our sponsored animal. The gardening program with Rebecca Mumford from Greenhill Living continued to connect our Kindergarten children to the importance of caring for living things in our environment, while gaining an understanding of the source of our real food. It also promotes a positive connection to healthy eating. Rebecca is always impressed with the children's enthusiastic approach to caring for garden and she makes the most of the compost and "worm juice" to show the children the food cycle.

The Kindergarten staff and reception teachers collaborated again this year and planned opportunities for us to visit the reception classes and for the classes to visit us to help children feel secure and confident with the transition to school.

The year finished off with the fun of the "Amazing Drumming Monkeys" and it was fun to see all the children and parents involved in the show.

Preschool Attendance

	Term 1	Term 2	Term 3	Term 4
2020 centre	93.8%		98.5%	93.6%
2021 centre		93%	93.4%	94.9%
2022 centre	86.7%	81.8%	83.2%	85.6%
2023 centre	90.8%	93.1%	91.6%	89.3%
2020 state	89.1%		84.6%	85.8%
2021 state		85.3%	87.1%	84.5%
2022 state	83.6%	77.6%	77.9%	77.8%
2023 state	85.4%	82.9%	83.4%	81.4%

Based on attendances recorded in the two-week reference period each term. Data for eligible enrolments as described in the department's Enrolment policy. Attendance rates may differ to previous reporting with the transfer from calculations based on deemed attendance to actual attendance using booked hours divided by attended hours. Data Source: Department for Education Attendance Data, Semester 1 Report 2023. A blank cell indicates there were no students enrolled.

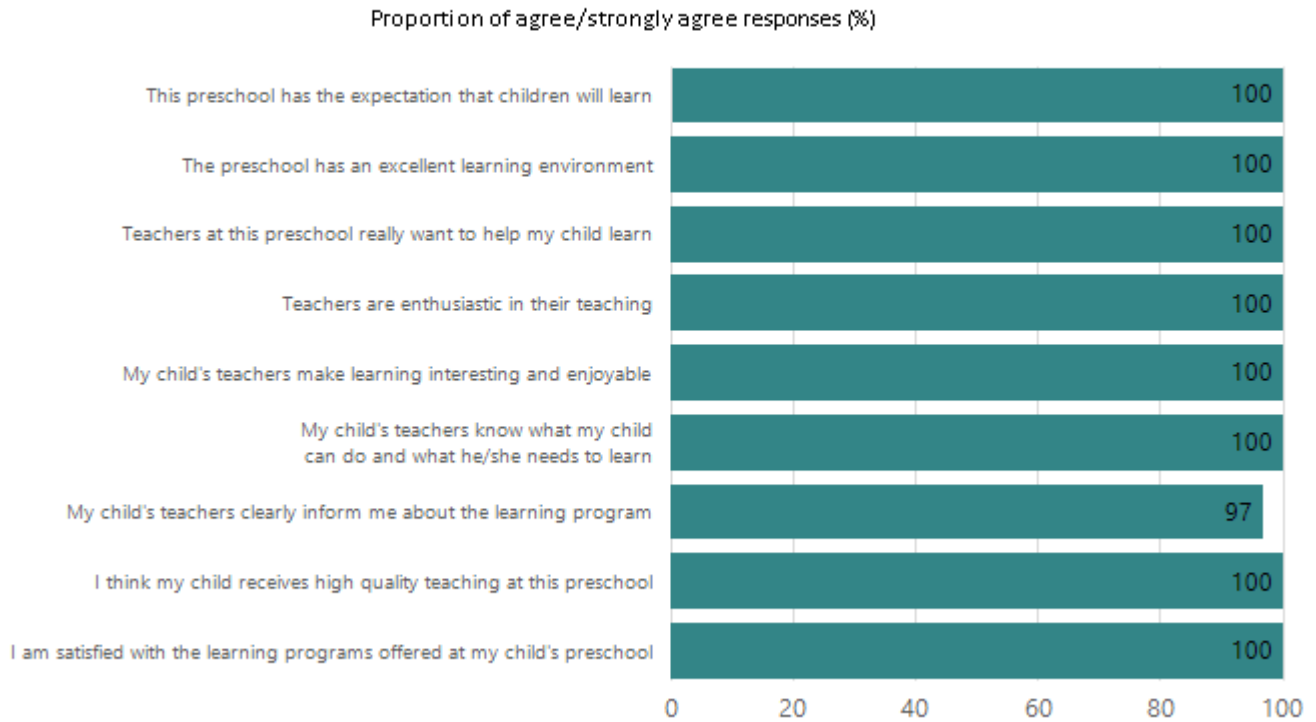
Note: Term 2 2020 data may not be available for all preschools.

Attendance Comment

In South Australia, preschool attendance is not compulsory, but it is strongly encouraged. Preschool gives children the best opportunity to develop skills, which prepare them for school. These benefits include establishing positive routines and habits, friendships and connections as well as developing communication, problem-solving and creative skills. All children are entitled to access a preschool program over 4 terms the year before they start school.

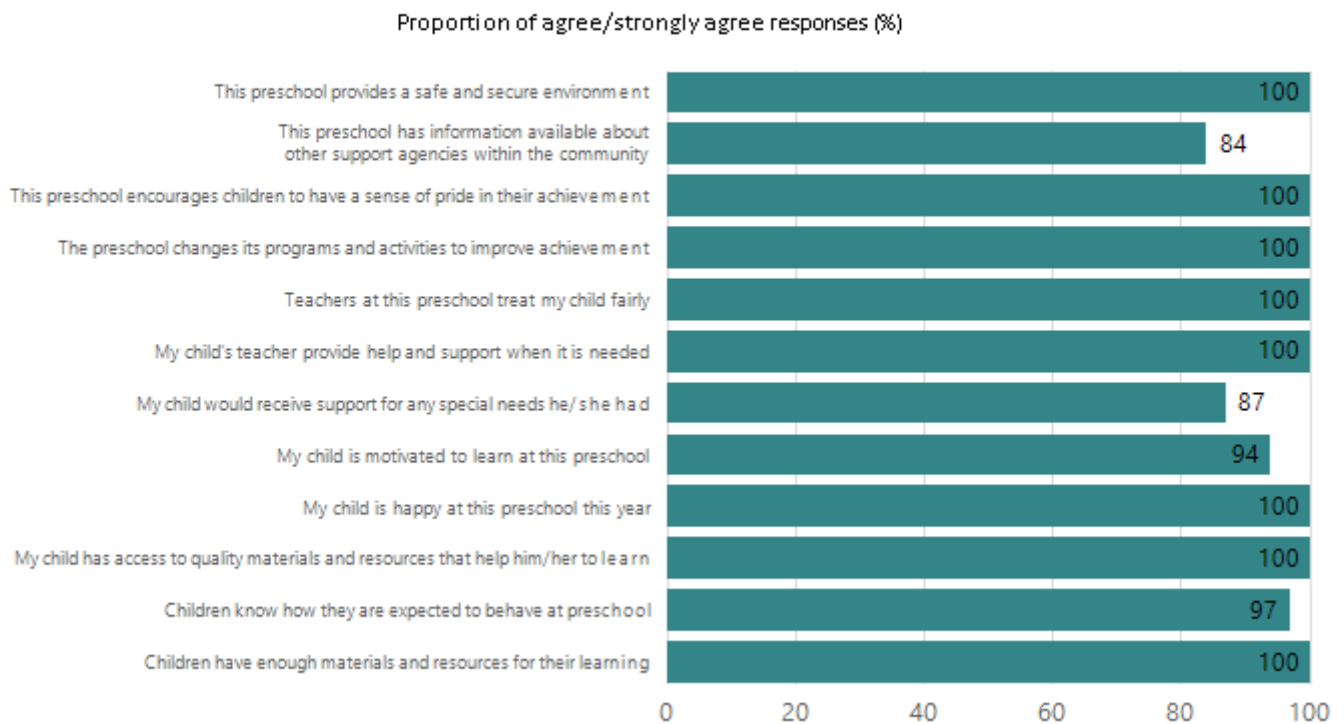
Preschool Family Opinion Survey

Quality of Teaching and Learning



Data Source: 2023 Department for Education Preschool Family Opinions Survey, Term 3 2023.

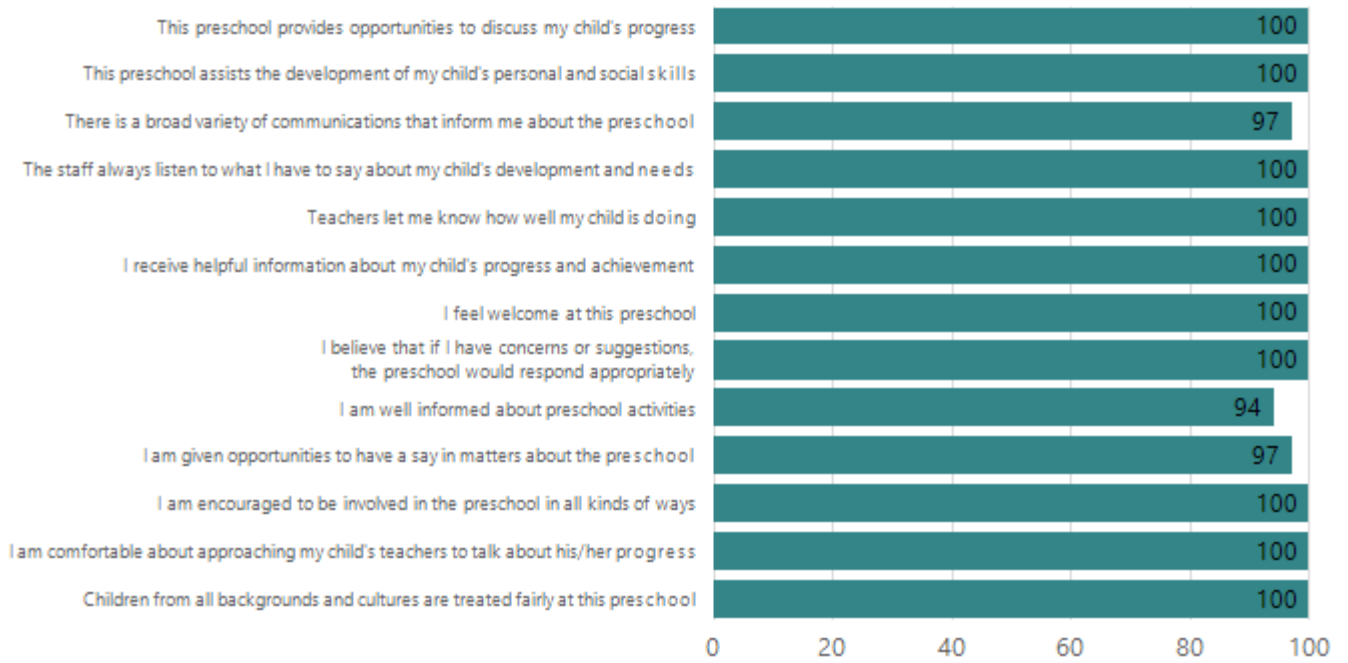
Support of Learning



Data Source: 2023 Department for Education Preschool Family Opinions Survey, Term 3 2023.

Relationships and Communication

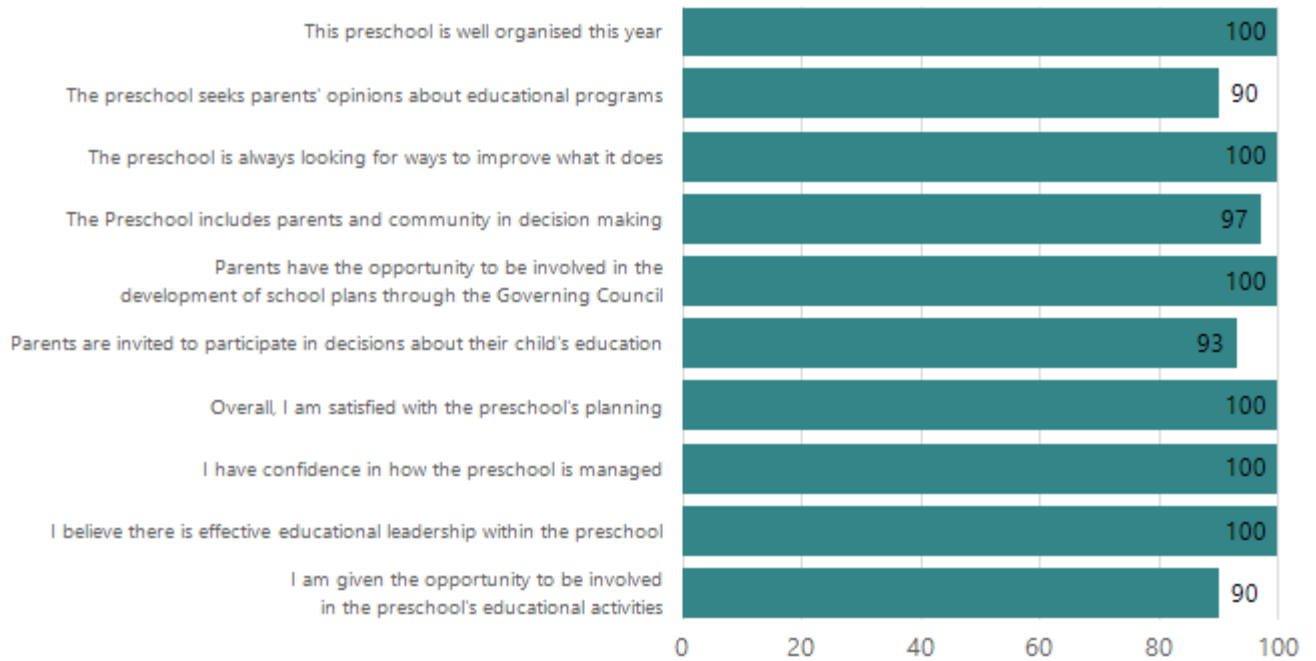
Proportion of agree/strongly agree responses (%)



Data Source: 2023 Department for Education Preschool Family Opinions Survey, Term 3 2023.

Leadership and Decision Making

Proportion of agree/strongly agree responses (%)



Data Source: 2023 Department for Education Preschool Family Opinions Survey, Term 3 2023.

Destination Schools

Feeder Schools (Site number - Name)	2021	2022	2023
0923 - Stradbroke School	75.4%	68.9%	84.2%
1213 - Magill School	3.3%		
9999 - Unknown	19.7%	21.3%	9.2%
St Joseph's Hectorville			1
Rostrevor College			3
Saint Spyridon College			1
St Francis of Assisi			1
			1

Note: The data is collected in term 3. It does not reflect actual schools enrolled in by existing preschool children. A blank cell indicates there was no data for students enrolled.

Data Source: Department for Education Destination Data Report, 2023.

Highest Qualifications held by the teaching workforce and workforce composition

All teachers at this school are qualified and registered with the SA Teachers Registration Board.

Qualification Level	Number of Qualifications
Bachelor's degrees or Diplomas	3

Data Source: Data extracted from Mandatory Workforce Information Collections as on the last pay date of June 2023. As self-reported by staff in the system.

Please note: Data includes staff who are Actively employed and on extended paid leave. Please note only the highest qualification of the Teaching staff is reported. Excludes any number of other certifications earned.

Workforce composition including indigenous staff

	Teaching Staff		Non-Teaching Staff	
	Indigenous	Non-Indigenous	Indigenous	Non-Indigenous
Full-Time Equivalents	0.0	2.8	0.0	1.5
Persons	0.0	3.0	0.0	2.0

Data Source: Data extracted from Mandatory Workforce Information Collection as on the last pay date of June 2023.

Please note: Data includes staff who are actively employed and on extended paid leave. "Indigenous category" is self-reported by staff in the system.

Financial Statement

Funding Source	Amount
Grants: State	\$555,438
Grants: Commonwealth	Nil
Parent Contributions	\$38,230
Fund Raising	\$976
Other	Nil

Data Source: School supplied data.